

MS447 BKLYN

Welcome MS 447 Class of 2023!

We are excited that your rising 6th grader will join our 447 family next fall.

We are getting creative with our orientation this year, since we can't see you in person yet. The up-side is that you won't have to sit in the world's hottest cafeteria in June! 😊

Here's what we've got planned for now:

FOR KIDS	FOR PARENTS/CAREGIVERS
<u>Your TASKS, between now and June 11:</u> <ul style="list-style-type: none"><input type="checkbox"/> Watch this short video (7 minutes) about MS 447<input type="checkbox"/> Introduce yourself to your new schoolmates by contributing to our 6th grade Padlet (due June 11, instructions below)<input type="checkbox"/> Keep checking for new Padlet posts from your future classmates<input type="checkbox"/> Submit questions you have about 6th grade HERE	<u>Your TASKS, between now and June 11:</u> <ul style="list-style-type: none"><input type="checkbox"/> Watch this short video (7 minutes) about MS 447<input type="checkbox"/> Sign up to be on our email list here. This is our most common way of getting you information<input type="checkbox"/> Please complete this short questionnaire.<input type="checkbox"/> Mark your calendar for a short presentation and some Q and A on June 11 at 4:00pm. More details to follow. We will record this session and post it if you can't be there.

Please contact Amy Sirot, Parent Coordinator, if you have questions:
asirot@ms447.org

See you there!

INSTRUCTIONS TO CREATE YOUR PADLET

Hello incoming 6th graders! Join in on the fun and start to get to know your classmates!


What you will post:

1. Your favorite selfie
2. Two unique characteristics that match your personality.

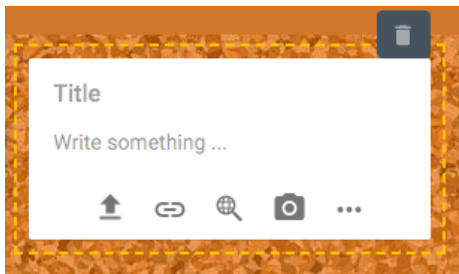
*The directions are repeated on the Padlet for your convenience and there is an example post created by Ms. Vissa at the top of the board.

Follow the three steps below to start and complete your Padlet:

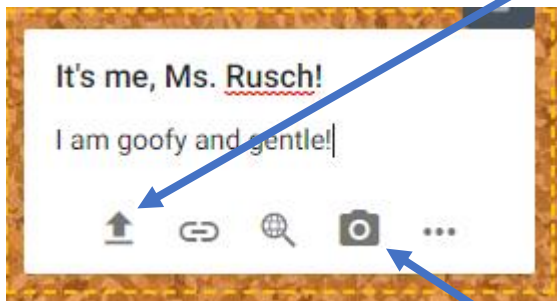
1. Click [HERE](#) to add to the Class of 2023 WELCOME wall!
2. On the bottom right hand of your screen, click on the plus sign to begin your personal Padlet.



3. Type your message in the text box that pops up in the Padlet.
Note: There are two written sections of your post. The top part is labeled “Title” and the middle section is labeled “Write something ...” You can fill in both.



4. Upload picture of yourself by clicking on the upload button.



Or you can also take your picture by clicking on camera button.

THAT'S IT! You're done!